

Advances in Manufacturing Technology XXX

The urgent need to keep pace with the accelerating globalization of manufacturing in the 21st century has produced rapid advancements in manufacturing technology, research and expertise.

This book presents the proceedings of the 14th International Conference on Manufacturing Research (ICMR 2016), entitled *Advances in Manufacturing Technology XXX*. The conference also incorporated the 31st National Conference on Manufacturing Research, and was held at Loughborough University, Loughborough, UK, in September 2016. The ICMR conference is renowned as a friendly and inclusive environment which brings together a broad community of researchers who share the common goal of developing and managing the technologies and operations key to sustaining the success of manufacturing businesses.

The proceedings is divided into 14 sections, including: Manufacturing Processes; Additive Manufacturing; Manufacturing Materials; Advanced Manufacturing Technology; Product Design and Development, as well as many other aspects of manufacturing management and innovation. It contains 92 papers, which represents an acceptance rate of 75%.

With its comprehensive overview of current developments, this book will be of interest to all those involved in manufacturing today.

ISBN 978-1-61499-667-5 (print) ISSN 2352-751X (print)
ISBN 978-1-61499-668-2 (online) ISSN 2352-7528 (online)



IOS
Press

IOS
Press

Advances in Manufacturing Technology XXX

Y.M. Goh and K. Case (Eds.)

3



Advances in Transdisciplinary
Engineering series

volume 3

Advances in Manufacturing Technology XXX

Proceedings of the 14th International
Conference on Manufacturing Research,
incorporating the 31st National Conference
on Manufacturing Research,
September 6 – 8, 2016, Loughborough
University, UK

EDITED BY
Yee Mey Goh
Keith Case

IOS
Press

Advances in Transdisciplinary Engineering

Advances in Transdisciplinary Engineering (ATDE) is a peer-reviewed book series covering the developments in the key application areas in product quality, production efficiency and overall customer satisfaction.

ATDE will focus on theoretical, experimental and case history-based research, and its application in engineering practice. The series will include proceedings and edited volumes of interest to researchers in academia, as well as professional engineers working in industry.

Editor-in-Chief

Josip Stjepandić, PROSTEP AG, Darmstadt, Germany

Co-Editor-in-Chief

Richard Curran, TU Delft, The Netherlands

Advisory Board

Cees Bil, RMIT University, Australia
Milton Borsato, Federal University of Technology, Paraná-Curitiba, Brazil
Shuo-Yan Chou, Taiwan Tech, Taiwan, China
Fredrik Elgh, Jönköping University
Parisa Ghodous, University of Lyon, France
Kazuo Hiekata, University of Tokyo, Japan
John Mo, RMIT University, Australia
Essam Shehab, Cranfield University, UK
Mike Sobolewski, TTU, Texas, USA
Amy Trappey, NTUT, Taiwan, China
Wim J.C. Verhagen, TU Delft, The Netherlands
Wensheng Xu, Beijing Jiaotong University, China

Volume 3

Recently published in this series

- Vol. 2. R. Curran, N. Wognum, M. Borsato, J. Stjepandić and W.J.C. Verhagen (Eds.), *Transdisciplinary Lifecycle Analysis of Systems – Proceedings of the 22nd ISPE Inc. International Conference on Concurrent Engineering, July 20–23, 2015*
- Vol. 1. J. Cha, S.-Y. Chou, J. Stjepandić, R. Curran and W. Xu (Eds.), *Moving Integrated Product Development to Service Clouds in the Global Economy – Proceedings of the 21st ISPE Inc. International Conference on Concurrent Engineering, September 8–11, 2014*

ISSN 2352-751X (print)
ISSN 2352-7528 (online)

Advances in Manufacturing Technology XXX

Proceedings of the 14th International Conference on Manufacturing Research

Incorporating the 31st National Conference on Manufacturing
Research

September 6–8, 2016
Loughborough University, UK

Edited by

Yee Mey Goh

Loughborough University, UK

and

Keith Case

Loughborough University, UK

IOS
Press

Amsterdam • Berlin • Washington, DC

Dr Pedro Ferreira, Loughborough University
 Dr Yee Mey Goh, Loughborough University
 Dr Ian Graham, Loughborough University
 Dr David Hutt, Loughborough University
 Dr Laura Justham, Loughborough University
 Dr Peter Kinnell, Loughborough University
 Dr Niels Lohse, Loughborough University
 Dr Irfan Manarvi, Prince Sultan University, KSA
 Dr Radmehr Monfared, Loughborough University
 Dr Mahmoud Shafik, University of Derby
 Professor Yi Qin, Strathclyde University
 Josip Stjepandic, PROSTEP AG
 Professor Andrew Thomas, Cardiff Metropolitan University
 Dr Zahid Usman, Coventry University
 Dr Elliot Woolley, Loughborough University

Contents

Preface and Acknowledgements <i>Yee Mey Goh and Keith Case</i>	v
Organising Committee	ix
Part 1. Keynote	
The Hidden Information and Its Potential in Manufacturing Data (abstract) <i>Tom Neat and Felix Ng</i>	3
Part 2. Manufacturing Processes	
Toolpath Geometry and High Speed Machine Axis Motion <i>L. Chanda and R.J. Cripps</i>	7
Numerical Modelling and Simulation of Temperature Distribution in End Milling <i>Sunday Joshua Ojolo, Ibukunoluwa Aina and Gbeminiyi Musibau Sobamowo</i>	13
Investigating the Sensitivities of Tool Wear When Applied to Monitoring Various Technologies for Micro Milling and Drilling <i>James M. Griffin and Hala Abdelaziz</i>	19
Vibro-Impact Machining – An Application in Surface Grinding <i>Andre D.L. Batako, Heisum Ewad, Grzegorz Bechcinski and Witold Pawlowski</i>	25
Structural Transformations of Polymers Using Laser Irradiation <i>Jimsher N. Aneli, Nana V. Bakradze, Teimuraz N. Dumbadze and Andre D.L. Batako</i>	31
Finite Element Analysis of Single Point Incremental Forming <i>Spyridon Kotsis and Jonathan Corney</i>	37
Injection Moulding – Properties Customisation by Varying Process Conditions <i>Tino Meyer, Paul Sherratt, Andy Harland, Barry Haworth, Chris Holmes and Tim Lucas</i>	43
Simulation of Material Removal in Mould Polishing for Polymer Optic Replication <i>Rui Almeida, Rainer Börret, Wolfgang Rimkus, David K. Harrison and Anjali De Silva</i>	49
Fabrication of Micro Components with MSZ Material Using Electrical-Field Activated Powder Sintering Technology <i>Hasan Hiji, Yi Qin, Kunlan Huang, Song Yang, Muhammad Bin Zulkipli and Jie Zhao</i>	55

Forming Alumina (Al_2O_3) by Micro-FAST <i>Hasan Hijji, Yi Qin, Kunlan Huang, Muhammad Bin Zulkipli, Song Yang and Jie Zhao</i>	61
A Methodology for Assessing the Feasibility of Producing Components by Flow Forming <i>Daniele Marini, David Cunningham and Jonathan R. Corney</i>	67
Texturing of Tool Insert Using Femtosecond Laser <i>Ashfaq Khan, Aftab Khan, Kamran Shah, Izhar Ul Haq, Mushtaq Khan, Syed Husain Imran, Mohammad A. Sheikh and Lin Li</i>	73
Part 3. Additive Manufacturing	
Challenges of Redesigning a Planetary Transmission to Be Made by Additive Manufacturing <i>Adrian Cubillo and Suresh Perinpanayagam</i>	81
Investigating Relationships Between Laser Metal Deposition Deployment Conditions and Material Microstructural Evolution <i>Mike Wilson, Grant Payne, Abdul Ahmad, Stephen Fitzpatrick, William Ion and Paul Xirouchakis</i>	87
Remanufacturing H13 Steel Moulds and Dies Using Laser Metal Deposition <i>Grant Payne, Abdul Ahmad, Stephen Fitzpatrick, Paul Xirouchakis, William Ion and Michael Wilson</i>	93
Additive and Hybrid Manufacturing Processes <i>Mark Elvy and Dean Carran</i>	99
Advancement in Additive Manufacturing & Numerical Modelling Considerations of Direct Energy Deposition Process <i>Quanren Zeng, Zhenhai Xu, Yankang Tian and Yi Qin</i>	104
Part 4. Manufacturing Materials	
The Effects of Composite Microstructure on Normalized Maximum Principal Stress Under Transverse Tension and Shear of a Unidirectional Carbon Fibre Reinforced Composite <i>Rui Cai and Jesper Christensen</i>	113
Factors Influencing Structural Properties of Low Silicon Bainite Cast Irons <i>Nugzar Khidasheli, Gocha Beradze, Nana Bakradze, Teimuraz Dumbadze and Andre D.L. Batako</i>	119
Investigation of Machining Parameters for Different Microstructures of AISI P20 in Wire-Cut EDM <i>Sadaf Zahoor, Adeel Shehzad, Muhammad Qaiser Saleem, Muhammad Ayyaz, M. Ehsan and Ali Maqsood</i>	125
Nanoscale Elastic Recovery of Silicon While Cutting at Different Temperatures: An MD Simulation-Based Study <i>Saeed Zare Chavoshi and Xichun Luo</i>	131

A Study of Linear Heat Transfer Gradients on 3D Printed Specimens <i>Robert Benham and Fayyaz Rehman</i>	137
Analysis and Impacts of Chips Formation on Hole Quality During Fibre-Reinforced Plastic Composites Machining <i>Sikiru Oluwarotimi Ismail, Hom Nath Dhakal, Ivan Popov and Johnny Beaugrand</i>	143
Wear Behaviour of Laser Cladded Ni-Based WC Composite Coating for Inconel Hot Extrusion: Practical Challenges and Effectiveness <i>Lynne McIntosh, Javad Falsafi, Stephen Fitzpatrick and Paul L. Blackwell</i>	149
Effect of Powder Metallurgy Parameters on the Performance of EDM Tool Electrodes <i>Amoljit Singh Gill and Sanjeev Kumar</i>	155
A Novel Adaptation of the T-Peel Bimetal Bond Test Based on the Thin Film Bonding Theory Using Cold Roll Bonded AlSn/Steel Bimetal Laminates <i>Laurie Da Silva, Mahmoud El-Sharif, Colin Chisholm and Stuart Laidlaw</i>	161
Part 5. Advanced Manufacturing Technology	
A Path Planning Algorithm for a Materials Handling Gantry Robot and Its Validation by Virtual Commissioning <i>Ruth Fleisch, Robert Schöch, Thorsten Prante and Reinhard Pfefferkorn</i>	169
Integrating Optimisation with Simulation for Flexible Manufacturing System <i>Boyang Song, Windo Hutabarat, Ashutosh Tiwari and Shane Enticott</i>	175
Automatic Generation of a Detailed Outfitting Planning and Determining the Effect of Multi-Skilled Mounting Teams <i>Christopher Rose and Jenny Coenen</i>	181
Development of PID Controller for Vibratory Milling <i>Wael Naji Alharbi, Andre Batako and Barry Gomm</i>	187
An Application of Autoregressive Hidden Markov Models for Identifying Machine Operations <i>Dimitrios Pantazis, Adrian Ayastuy Rodriguez, Paul P. Conway and Andrew A. West</i>	193
Improving Data Accuracy in Simulation of Flexible Manufacturing Systems <i>Justyna Rybicka, Ashutosh Tiwari and Shane Enticott</i>	199
AFRC's Image Processing Platform: A High Speed User-Friendly Architecture for Real Time Object Detection in Forging Processes <i>Danial Kahani and Remi Zante</i>	205
A Multi Degree of Freedom Actuation System for Robot and Machine Vision Industrial Applications <i>Mfortaw Elvis Ashu, Mahmoud Shafik and Ilias Oraifige</i>	211

Part 6. Human Aspects of Manufacturing

Deployment of Assisted Living Technology Using Intelligent Body Sensors Platform for Elderly People Health Monitoring <i>Riyad Elsaadi and Mahmoud Shafik</i>	219
Motivation and Learning in Manufacturing Industries <i>Shafizal Mat, Keith Case, Shahrol Mohamaddan and Yee Mey Goh</i>	225
Cognitive Aspects Affecting Human Performance in Manual Assembly <i>Anna Brolin, Keith Case and Peter Thorvald</i>	231
Ergonomic Risk Assessment – A Case Study of a Garment Manufacturing Industry <i>Amjad Hussain, Iqra Javed, Keith Case, Ashfaq Ahmad and Nadeem Safdar</i>	237
Distributed Cognition in Manufacturing: Collaborative Assembly Work <i>Rebecca Andreasson, Jessica Lindblom and Peter Thorvald</i>	243
Agile Assembly Planning for Multi-Variant Production Based on 3D PDF <i>Felix Kahl, Stefan Rulhoff, Josip Stjepandić and Klaus Thatenhorst</i>	249
The Impacts of Ageing on Manufacturing Sectors <i>Renuga Nagarajan and Patricia Ramos</i>	255

Part 7. Product Design and Development

Design Optimisation of Passive Humidification Device for Intensive Care Medical Applications <i>Mahmoud Shafik and Anne Lechevretel</i>	263
Evaluation of 3D Renewable Micro Power Station for Smart Grid Applications <i>Moglo Komlanvi, Mahmoud Shafik and Mfortaw Elvis Ashu</i>	269
Design & Development of a Bicycle Cleat Adapter <i>Fayyaz Rehman and Santiago Díaz Montalvo</i>	275
3D Alignment for Interactive Evolutionary Design <i>Theodora Retzepe, Ian J. Graham and Yee Mey Goh</i>	281
Design and Manufacturing of a Miniature Insulin Administration Device for Non Compliant Diabetic Patients of Kingdom of Saudi Arabia (KSA) <i>Irfan Anjum Manarvi and Nader Maher Kamel Matta</i>	287
Identifying Sequence Maps or Locus to Represent the Genetic Structure or Genome Standard of Styling DNA in Automotive Design <i>Shahriman Zainal Abidin, Azlan Othman, Zafruddin Shamsuddin, Zaidi Samsudin, Halim Hassan and Wan Asri Wan Mohamed</i>	293
Design and Manufacturing of a Fire Protection Suit Through Reverse Engineering <i>Irfan Anjum Manarvi and Haris Rehman</i>	299

An Intelligent Anti-Collision System for Electric Vehicles Applications <i>Ikenna Chinazaekpere Ijeh and Mahmoud Shafik</i>	305
A Case Study Analysis of the Application of Design for Manufacture Principles by Industrial Design Students <i>Russell Marshall and Tom Page</i>	311

Part 8. Digital Manufacturing (Industrie 4.0)

Industrie 4.0 Implementations in the Automotive Industry <i>Diana Segura-Velandia, Aaron Neal, Paul Goodall, Paul Conway and Andrew West</i>	319
Component Detection with an On-Board UHF RFID Reader for Industrie 4.0 Capable Returnable Transit Items <i>Aaron Neal, Diana Segura-Velandia, Paul Conway and Andrew West</i>	325
Factory Automation and Information Technology Convergence in Complex Manufacturing <i>Ip-Shing Fan and Leon Oswin</i>	331
Optimising Mixed Model Assembly Lines for Mass Customisation: A Multi Agent Systems Approach <i>Olatunde Banjo, David Stewart and Maria Fasli</i>	337
A Data Management System for Identifying the Traceability of Returnable Transit Items Using Radio Frequency Identification Portals <i>Paul Goodall, Aaron Neal, Diana Segura-Velandia, Paul Conway and Andrew West</i>	343
Product Lifecycle Management Enabled by Industry 4.0 Technology <i>Filipe Ferreira, José Faria, Américo Azevedo and Ana Luísa Marques</i>	349

Part 9. Sustainable Manufacturing

Development of a Simulation-Based Approach to Smart Management of Energy Consumption in Buildings and Their Implementation <i>A.N.R. Pour and K. Cheng</i>	357
A Decision Support Tool for Improving Value Chain Resilience to Critical Materials in Manufacturing <i>Liam Gardner and James Colwill</i>	363
Lean & Green, How to Encourage Industries to Establish Pro-Environmental Behaviour <i>Elzbieta Pawlik, Dagmara Gutowska, Remigiusz Horbal, Zofia Maśluszcak, Robert Mieke, Ivan Bogdanov and Ralph Schneider</i>	369
A Manufacturing Approach to Reducing Consumer Food Waste <i>Aicha Jellil, Elliot Woolley, Guillermo Garcia-Garcia and Shahin Rahimifard</i>	375

Societal Benefit Assessment: An Integrated Tool to Support Sustainable Toy Design and Manufacture <i>Kei Lok Felix Shin and James Colwill</i>	381
Sustainable Process Planning for Customized Production Optimization <i>Sheng Wang, Xin Lu and Weidong Li</i>	387
An Examination of Application Scale for Material Flow Assessment in Manufacturing Systems <i>Oliver Gould and James Colwill</i>	393

Part 10. Information and Knowledge Management

An Investigation into the Management of Design for Manufacturing Knowledge in an Aerospace Company <i>Mohammed El Souri, James Gao, Oladele Owodunni, Clive Simmonds and Nick Martin</i>	401
Networked Engineering Notebooks for Smart Manufacturing <i>Peter Denno, Charles Dickerson and Jennifer Harding</i>	407
Investigation into the Design and Development of Knowledge-Based Innovation Processes in Manufacturing Companies <i>Lakhvir Singh, Reza Ziarati, Martin Ziarati, Richard Gatward and Feng Chen</i>	413
Intelligent Semantic Query for Manufacturing Supply Chain <i>Salman Saeidlou, Mozafar Saadat and Ebrahim Amini Sharifi</i>	419

Part 11. Organisation Management

Organizational Learning Capability: An Empirical Assessment of Innovative Supply Chain Development <i>Andrew Thomas, Peter Dorrington, Filipa Costa and Gareth Loudon</i>	427
Manufacturing Supply Chain Demand Study – Profiling UK Manufacturing Performance <i>Andrew Thomas, Hefin Rowlands, Peter Dorrington, Filipa Costa, Mark Francis and Ron Fisher</i>	433
An Investigation into Re-Shoring Decision: Case Study Approach <i>Hamid Moradlou and Chris Backhouse</i>	439
Conceptual Understanding, Design and Management of Supply Chain in 21st Century – A Review <i>Sameh M. Saad and Adewale A. Ogunsanwo</i>	445
A Review of Resilience Within the UK Food Manufacturing Sector <i>James Colwill, Stella Despoudi and Ran Bhamra</i>	451
Responsiveness Optimisation in the Fractal Supply Network <i>Sameh M. Saad and Ramin Bahadori</i>	457

Part 12. Cost Engineering and Forecasting

Process Selection Using Variation and Cost Relations <i>Vincent McKenna, Yan Jin, Adrian Murphy, Michael Morgan, Caroline McClory, Colm Higgins and Rory Collins</i>	465
Cost Modelling for Aircraft in a Multi-Disciplinary Design Context <i>Davide Di Pasquale, David Gore, Mark Savill, Timoleon Kipouros and Carren Holden</i>	471
Management of Promotional Activity Supported by Forecasts Based on Assorted Information <i>Cátia Ribeiro, José Manuel Oliveira and Patricia Ramos</i>	477
Sales Forecasting in Retail Industry Based on Dynamic Regression Models <i>José Manuel Pinho, José Manuel Oliveira and Patricia Ramos</i>	483
Evaluating the Forecasting Accuracy of Pure Time Series Models on Retail Data <i>Patricia Ramos, José Manuel Oliveira and Rui Rebelo</i>	489

Part 13. Lean and Quality Management

Development of Lean Six-Sigma Conceptual Implementation Model for Manufacturing Organisations <i>Sameh M. Saad and Mohamed Khamkham</i>	497
Do Inspections Really Help? <i>Moshe Eben Chaime</i>	503
The Quality Journey of Greek SMEs <i>G. Sainis, G. Haritos, Th. Kriemadis and M. Fowler</i>	508
Creating Industrially Relevant Environments for Teaching Lean Manufacturing at Karlstad University <i>Lasse Jacobsson, Anders Wickberg and Leo De Vin</i>	514

Part 14. Decision Support and Optimisation

Critical Success Factors for In-House Production, Partial Production or Outsourcing in Garment Industry <i>C.S. Libânio, Fernando Gonçalves Amaral and Sérgio Almeida Migowski</i>	523
Fuzzy Analytic Hierarchy Process for the Selection of Maintenance Policies Within Petroleum Industry <i>Abdel M. Mohamed and Sameh M. Saad</i>	529
Application of a Multivariate Process Control Technique for Set-Up Dominated Low Volume Operations <i>Steven Cox, Scott Anderson, Neil Gray, Oliver Vogt and Apostolos Kotsialos</i>	535

Standardization of Smart Manufacturing Change Management <i>Nils Macke, Stefan Rulhoff and Josip Stjepandić</i>	541
An Analytical Hierarchy Process Based Evaluation of Global Facility Location Methodologies <i>Hafiz Muhammad Khurram Ali, Khalid Akhtar and Mirza Jahanzaib</i>	547
Influencing Factors for Implementing Automation in Manufacturing Businesses – A Literature Review <i>Simon Micheler, Yee Mey Goh and Niels Lohse</i>	553
Part 15. Manufacturing Business Innovation	
Productisation Business Model in Non-OEM Aero-Engine MRO Service Providers <i>Arie Wibowo, Benny Tjahjono and Tetsuo Tomiyama</i>	561
Operational Acceptance Testing of Manufacturing Process Innovation Initiatives <i>Alireza Javahernia and Funlade T. Sunmola</i>	567
Selecting Innovation Deployment Risk Response Strategies via Simulation Optimisation <i>Funlade T. Sunmola and Alireza Javahernia</i>	573
Subject Index	579
Author Index	583

Part 1

Keynote

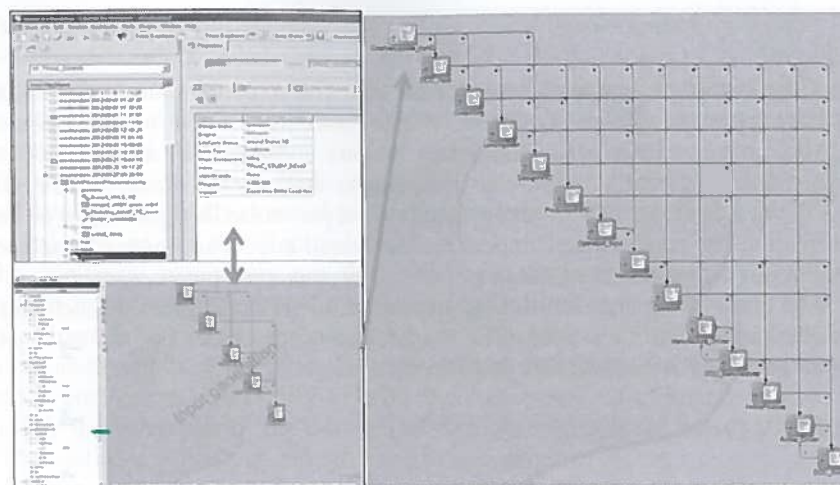


Figure 2: Model Center view of the integrated cost suite

When a comparison between a reference aircraft and a concept one is desired to understand if there is any benefit in terms of economic profitability, on the second run, using concept aircraft input, the ticket price is kept constant and the IRR left varying.

To estimate cost, the geometric features such as the fabrication areas of skin, spars and ribs, and the assembling perimeter of the wing are needed, as well as, mission and mass information. The extraction of these parameters has been implemented in an automatic fashion using again the Model Center integration/process building environment. The bottom left of Figure 2 shows the Model Center process for the cost suite input generation. The first component generates a password string to access the data management tool. The second component consists of a python script developed to extract those geometric features from the 3D CAD model of the wing structure to enhance the product structure and improve the validity of the cost evaluation. The third component is used to extract mass data to enable cost to reflect the actual design. The fourth one extracts info on the manufacturing complexity including process type, process time and raw material weight. The last one generates the input file for the cost suite. To summarise, the model is capable of calculating the Direct Operating Cost and provides the output in terms of both net present value and the absolute cost. Different trade studies have been performed and cost results produced for different real case configurations.

References

- [1] K.K. Humphreys, *Project and Cost Engineer's Handbook*, 4th ed., Marcel Dekker, New York, 2005.
- [2] P. Ostwald, *Engineering cost estimating*, Prentice-Hall, Englewood Cliffs, NJ, 1992.
- [3] R. Stewart, R. Wyskida and J. Johannes, *Cost estimator's reference manual*, 2nd ed. Wiley Interscience, New York, 1995.
- [4] R. Curran, S. Raghunathan and M. Price, Review of Aerospace Engineering Cost Modelling: The Genetic Causal Approach, *Progress in Aerospace Sciences* 40 (2004), 487-534.
- [5] P. Thokala, J. Scanlan and A. Chipperfield, Framework for Aircraft Cost Optimization Using Multidisciplinary Analysis, *Journal of Aircraft* 49(2) (2012), 367-374.

Management of Promotional Activity Supported by Forecasts Based on Assorted Information

Cátia RIBEIRO^a, José Manuel OLIVEIRA^{a,b} and Patrícia RAMOS^{b,c,†}

^aFaculty of Economics, University of Porto, 4200-464 Porto, PORTUGAL.

^bINESC Technology and Science, Campus da FEUP, 4200 - 465 Porto, PORTUGAL.

^cSchool of Accounting and Administration of Porto, Polytechnic Institute of Porto, 4465-004 S. Mamede de Infesta, PORTUGAL.

Abstract. Aggressive marketing causes rapid changes in consumer behavior and some significant impact in the retail business. In this context, the sales forecasting at the SKU level can help retailers to become more competitive by reducing inventory investment and distribution costs. Sales forecasts are often obtained combining basic univariate forecasting models with empirical judgment. However, more effective forecasting methods can be obtained by incorporating promotional information, including price, percentage of discount (direct discount or loyalty card discount), calendar events and weekend indicators not only from the focal product but also from its competitors. To deal with the high dimensionality of the variable space, we propose a two-stage LASSO regression to select optimal predictors and estimate the model parameters. At the first stage, only focal SKUs promotional explanatory variables are included in the Autoregressive Distributed Lag model. At the second stage, the in-sample forecast errors from the first stage are regressed on the explanatory variables from the other SKUs in the same category with the focal SKU, and to use that information more effectively three different approaches were considered: select the five top sales SKUs, include all raw promotional information, and preprocess raw information using Principal Component Analysis. The empirical results obtained using daily data from a Portuguese retailer show that the inclusion of promotional information from SKUs in the same category may improve the forecast accuracy and that better overall forecasting results may be obtained if the best model for each SKU is selected.

Keywords. Business analytics, demand forecasting, competitive information, autoregressive distributed lag models, LASSO, principal component analysis.

1. Introduction

The new paradigm of mass customization is forcing manufacturers to redesign and change products constantly [1]. As a consequence, products life cycles have been decreasing making sales at the SKU (Stock Keeping Unit) level in a particular store difficult to forecast, as times series for this products tend to be short. Moreover, retailers are increasing marketing activities such as price reductions and promotions due to more intense competition and recent economic recession [2]. Products are typically on promotion for a limited period of time, e.g. one week, during which

[†] Corresponding Author. pramos@inesctec.pt

demand is usually substantially higher occurring many stock-outs due to inaccurate forecasts. Stock-outs can be very negative to the business because they lead to dissatisfied customers [3]. How to balance the loss due to stock-outs and the cost of safety stocks is clearly an important issue for today's retailers. It is well accepted that SKU level retail store sales are affected not only by own promotional information but also by the influence of products of the same category [4, 5]. When building a product sales forecasting model, an obvious obstacle to use all this information is the high dimensionality of the variable space that may turn the model easily over-fitted or impossible to estimate [6]. Traditional methods used to solve problems of dimensionality reduction include the stepwise selection, the Least Absolute Shrinkage and Selection Operator (LASSO) and the information summary approach. The stepwise selection method has been criticized for being likely to select some unimportant predictors and miss important ones. LASSO has received great attention from the scientific community due to its convexity and sparsity solutions. It estimates the regression model in the usual way with an additional constraint for the sum of the absolute values of the parameter coefficients. The information summary approach condenses the information of all variables into a small set of predictors at an acceptable cost of information loss. In the retail business it is common to promote similar products simultaneously (e.g. different SKUs under the same brand) which makes promotional variables of different products highly correlated to each other. A popular information summary technique usually used to solve problems of multi-collinearity is Principal Components Analysis (PCA). In the forecasting context, an important issue associated with PC is that the new predictors are estimated without taking into account the dependent variable. Thus, when only a few components are selected to represent the all variable space, they might not have enough prediction ability to forecast the dependent variable because useful components were rejected. In this paper, we focus on developing an effective and automatic modelling approach to forecast sales at the SKU level in a particular store that overcomes the issues discussed. The performance of the forecasting system is demonstrated through a case study of daily data of many hundreds of retail SKUs from a Portuguese retailer in order to produce short term forecast. The rest of the paper is organized as follows. In Section 2, we discuss the methodology involved in the work and present the models used. In Section 3, we describe the data, present the empirical study details and discuss the results obtained. Finally, in Section 4, we point the main conclusions of the work.

2. Methodology

As mentioned in the previous section, in the retail business it is common to promote products in the same category simultaneously. This results in the promotional variables from different SKUs of the same category being highly correlated with each other. When a regression model includes a group of explanatory variables with high pairwise correlations, LASSO tends to select only one of the variables in the group. If relevant predictors are highly correlated with irrelevant ones, LASSO may reject important variables by selecting an unimportant one. From previous studies [4, 6], it is known that an SKU's own promotional variable is more relevant than that of other SKU's. If we include simultaneously in the regression model promotional explanatory variables from the focal SKU and promotional explanatory variables from the SKUs in the same category with the focal SKU, LASSO may reject the focal SKUs own predictors. To

deal with this problem, we propose a two-stage LASSO regression to select optimal predictors and estimate the model parameters. At the first stage, only focal SKUs promotional explanatory variables are included in the Autoregressive Distributed Lag (ADL) model, namely sales lags, price and its lags, calendar events and weekend indicators, which is given by

$$\ln(Y_{ki,t}) = \nu_{ki} + \sum_{l=0}^L [\delta_{kil} \ln(Y_{ki,t-l}) + \gamma_{kil} \ln(P_{ki,t-l})] + \phi_{ki} PDD_{ki,t} + \varphi_{ki} PDC_{ki,t} + \theta_{ki} E_t + \mu_{ki} LW_t + \varepsilon_{1ki,t}, \quad t = 1, \dots, T \quad (1)$$

where $\ln(Y_{ki,t})$, $\ln(P_{ki,t})$, $PDD_{ki,t}$ and $PDC_{ki,t}$ are respectively, the log sales, the log price, the percentage of direct discount and the percentage of discount in card of focal SKU i in category k in day t ; E_t is an indicator variable for a calendar event (New year's Day, Carnival, Good Friday, Easter, Freedom Day, Labour Day, Corpus Christi, Portugal Day, Assumption Day, Republic Day, All Saints Day, Restoration of Independence, Immaculate Conception Day, Christmas Eve and Christmas Day): 1 if day t is a calendar event, 0 otherwise; LW_t is an indicator variable for the last weekend of the month: 1 if t is a day from the last weekend of the month, 0 otherwise; $\nu_{ki}, \delta_{kil}, \gamma_{kil}, \phi_{ki}, \varphi_{ki}, \theta_{ki}, \mu_{ki}$ are the model parameters; $\varepsilon_{1ki,t}$ is the disturbance term and L is the order of the lags included which was assumed to be 2. A 10-fold cross-validation was used to obtain the optimal value of the penalty parameter in LASSO regression. After variable selection and parameters estimation by LASSO regression, the estimated ADL model is used to compute the in-sample forecast errors $\varepsilon_{1ki,t}$ and to forecast on the out-of-sample period. At the second stage, the in-sample forecast errors from the first stage $\varepsilon_{1ki,t}$ are regressed on the explanatory variables from the other SKUs in the same category with the focal SKU, being the ADL model given by

$$\varepsilon_{1ki,t} = \vartheta_{ki} + \sum_{j=1, j \neq i}^{n_k} [\delta_{kij}^j \ln(Y_{kj,t}) + \gamma_{kij}^j \ln(P_{kj,t}) + \phi_{kij}^j PDD_{kj,t} + \varphi_{kij}^j PDC_{kj,t}] + \varepsilon_{2ki,t} \quad (2)$$

where $\ln(Y_{kj,t})$, $\ln(P_{kj,t})$, $PDD_{kj,t}$ and $PDC_{kj,t}$ are respectively, the log sales, the log price, the percentage of direct discount and the percentage of discount in card of SKU j in category k in day t ; $\vartheta_{ki}, \delta_{kij}^j, \gamma_{kij}^j, \phi_{kij}^j, \varphi_{kij}^j$ are the model parameters; $\varepsilon_{2ki,t}$ is the disturbance term. As in the first stage, variable selection and parameters estimation is done by LASSO regression. Then, the estimated ADL model is used to forecast on the out-of-sample period. The final out-of-sample forecasts are the sum of the forecasts in the two stages. In the second stage, to deal with the high dimensionality of the potential explanatory variables from the SKUs in the same category with the focal SKU, and to use that information more effectively, three different approaches were considered: (1) identify the five top sales SKUs and use them as representatives of the whole category; (2) include the information from all SKUs in the category directly into LASSO regression; (3) preprocess the information from all SKUs in the category to lower the dimensionality using PCA. A PCA was conducted for each type of variable (sales, price, percentage of direct discount and percentage of discount in card) across SKUs in the same category. So, in model (2), if the inputs are PC obtained by PCA, then the variables Y, P, PDD and PDC are the corresponding PC, not necessarily extracted in the same number; if the inputs are from the five top sales SKUs then n_k is 5; if the

inputs are from all SKUs in the category, then n_k is the number of SKUs in category k .

3. Empirical study

The data used in this study came from a Portuguese retailer leader on food distribution and product manufacturing. For the purpose of the research, one of the largest stores in sales volume of the company's retail chain was selected. Only the departments of *Food* and *Freshers* of this store which have the greatest impact on sales were considered. A diverse set of 11 product categories was selected for the empirical study. The data comprise daily product information at the SKU level, including unit sales, price and promotions between January 7th 2014 and April 27th 2015 (476 days). There are two types of promotions: "direct discount" which is a simple price reduction and "discount in card" which saves the discount in a loyalty card to be used in next purchases. We focused our study on continuous demand products since most of the SKUs with intermittent demand usually are not promoted. Thus only the SKUs with sales on at least 95% of the days were selected. The forecasting performance of the proposed models was then evaluated with 692 SKUs from which 109 are focal. Table 1 presents the total number of SKUs and the number of focal SKUs in each category and the percentages of weeks concerning promotional activities ordered by percentage of weeks with direct discount. It can be seen that a quite diverse set of product categories was selected and that the direct discount is more frequent than the card discount across all categories (with exception to pasteurized milk). Figure 1 shows daily sales, price (in euros) and promotional periods of a SKU chosen randomly from the dataset. It can be seen that promotions may increase sales considerably, however their effects can be quite different. For each focal SKU in the dataset, 6 different models were evaluated: 1- ADL-own based on equation (1) using the focal SKUs own predictors; 2- ADL-intra-top5 based on equations (1) and (2) using the focal SKUs own predictors and the predictors from the five top sales SKUs in the same category; 3- ADL-intra-all based on equations (1) and (2) using the focal SKUs own predictors and the predictors from all the SKUs in the same category; 4-6 - ADL-intra-PCA(k) based on equations (1) and (2) using the focal SKUs own predictors and the predictors extracted from PCA whose cumulative percentage of total variation is k . Our criterion was to consider k equal to 70%, 80% and 90%.

Table 1. Descriptive statistics of the dataset.

Category	N° of focal SKUs	Mean percentage of weeks with promotional activities		Total n° of SKUs
		Direct discount	Card discount	
1 Pork	3	49.51	8.33	109
2 Chicken	11	28.47	3.74	61
3 Apples	5	25.88	10.00	37
4 Canned fish	11	13.23	7.75	132
5 Cooking oil	4	12.13	2.57	25
6 Toothbrush	20	9.34	4.85	118
7 UHT milk	21	6.23	2.73	61
8 Coke	16	4.80	3.14	64
9 Manual laundry detergent	5	3.23	0	14
10 Sugar	8	0.92	0.55	44
11 Pasteurized milk	5	0.29	0.59	27

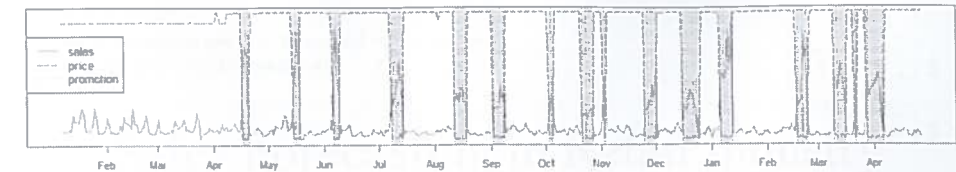


Figure 1. Data series for an SKU in UHT milk category.

In order to evaluate the forecasting performance of these models, each SKU's time series (sales, price, percentage of direct discount and percentage of discount in card) were split into in-sample (the first 355 days) and out-of-sample (the last 119). For each focal SKU, all models estimated by LASSO using the in-sample were used to forecast on the out-of-sample. The forecasting performance of the models was compared using the most traditional and popular error measures: Root Mean Square Error (RMSE), Mean Absolute Error (MAE), Mean Percentage Error (MPE), Mean Absolute Percentage Error (MAPE) and Mean Absolute Scaled Error (MASE) defined in [5]. The results obtained (Table 2) show that the overall performance of the models is quite similar with ADL-own model performing a little better than the others with respect to RMSE, MAPE and MASE. ADL-intra-top5 performed better concerning MAE which indicates that the inclusion of promotional information from SKUs in the same category may improve the forecast accuracy. Figures 2 and 3 show the MAE and MAPE values of all models by category. Not much difference between the models is observed in MAE values. However, MAPE results show that none of the models outperforms all the others in all categories, indicating that better overall forecasting results may be obtained if the best model for each SKU is selected.

Table 2. The models' forecasting accuracy.

Model	RMSE	MAE	MPE	MAPE	MASE
ADL-own	84.92	45.94	-42.07	74.45	0.876
ADL-intra-top5	85.31	45.22	-42.70	75.72	0.891
ADL-intra-all	85.35	45.78	-45.65	77.81	0.899
ADL-intra-PCA(70%)	86.25	46.26	-43.13	76.21	0.896
ADL-intra-PCA(80%)	86.31	46.34	-41.80	75.31	0.894
ADL-intra-PCA(90%)	86.79	46.30	-42.04	75.41	0.898

Note: Bold values show the best result in the column.

4. Conclusions

A two-stage LASSO regression is proposed to deal with the problem of high dimensionality in sales forecasting at the SKU level. At the first stage, only focal SKUs promotional explanatory variables are included in the ADL model, namely sales lags, price and its lags, calendar events and weekend indicators. At the second stage, the in-sample forecast errors from the first stage are regressed on the explanatory variables from the other SKUs in the same category with the focal SKU. In order to evaluate the forecasting performance of the proposed models, daily information at the SKU level from a Portuguese retailer leader on food distribution and product manufacturing was used. The empirical results obtained with 692 SKUs from 11 categories show that the inclusion of promotional information from SKUs in the same category may improve the forecast accuracy and that better overall forecasting results may be obtained if the best model for each SKU is selected.

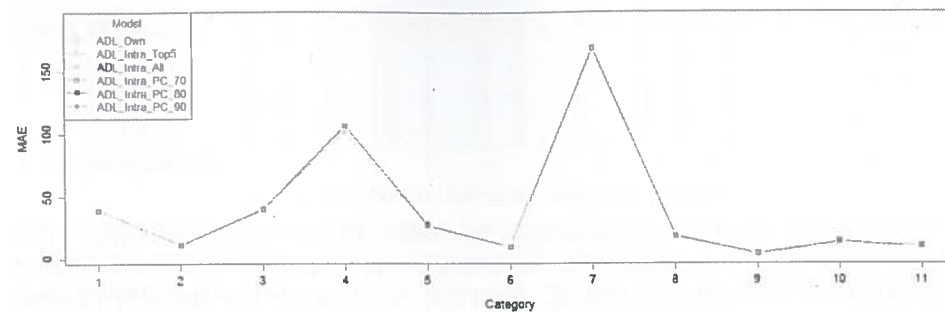


Figure 2. MAE of all models by category.

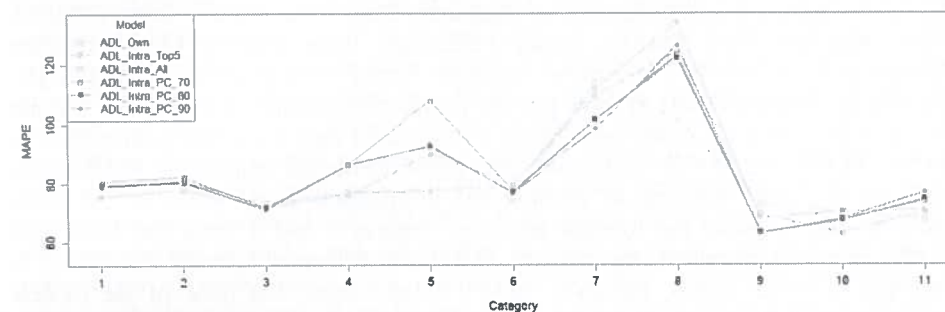


Figure 3. MAPE of all models by category.

Acknowledgements

Project "TEC4Growth - Pervasive Intelligence, Enhancers and Proofs of Concept with Industrial Impact/NORTE-01-0145-FEDER-000020" is financed by the North Portugal Regional Operational Programme (NORTE 2020), under the PORTUGAL 2020 Partnership Agreement, and through the European Regional Development Fund (ERDF).

References

- [1] D. Mourtzis, M. Doukas and F. Psarommatis, Design and operation of manufacturing networks for mass customisation, *CIRP Annals - Manufacturing Technology* 62(1) (2013), 467-470.
- [2] D. Mourtzis, M. Doukas and F. Psarommatis, A multi-criteria evaluation of centralized and decentralized production networks in a highly customer-driven environment, *CIRP Annals - Manufacturing Technology* 61 (1) (2012), 427-430.
- [3] A.J. Dietrich, S. Kim and V. Sugumaran, A service-oriented architecture for mass customization – a shoe industry case study, *IEEE Transactions on Engineering Management* 54(1) (2007), 190-204.
- [4] T. Huang, R. Fildes and D. Soopramanien, The value of competitive information in forecasting FMCG retail product sales and the variable selection problem, *European Journal of Operational Research* 237(2) (2014), 738-748.
- [5] P. Ramos, N. Santos and R. Rebelo, Performance of state space and ARIMA models for consumer retail sales forecasting, *Robotics and Computer-Integrated Manufacturing* 34 (2015), 151-163.
- [6] S. Ma, R. Fildes and T. Huang, Demand forecasting with high dimensional data: The case of SKU retail sales forecasting with intra- and inter-category promotional information, *European Journal of Operational Research* 249(1) (2016), 245-257.

Sales Forecasting in Retail Industry Based on Dynamic Regression Models

José Manuel PINHO^a, José Manuel OLIVEIRA^{a,b} and Patrícia RAMOS^{b,c,1}

^a Faculty of Economics, University of Porto, 4200-464 Porto, PORTUGAL.

^b INESC Technology and Science, Campus da FEUP, 4200-465 Porto, PORTUGAL.

^c School of Accounting and Administration of Porto, Polytechnic Institute of Porto, 4465-004 S. Mamede de Infesta PORTUGAL.

Abstract. Sales forecasts gained more importance in the retail industry with the increasing of promotional activity, not only because of the considerable portion of products under promotion but also due to the existence of promotional activities, which boost product sales and make forecasts more difficult to obtain. This study is performed with real data from a Portuguese consumer goods retail company, from January 2012 until April 2015. To achieve the purpose of the study, dynamic regression is used based on information of the focal product and its competitors, with seasonality modelled using Fourier terms. The selection of variables to be included in the model is done based on the lowest value of AIC in the train period. The forecasts are obtained for a test period of 30 weeks. The forecasting models overall performance is analyzed for the full period and for the periods with and without promotions. The results show that our proposed dynamic regression models with price and promotional information of the focal product generate substantially more accurate forecasts than pure time series models for all periods studied.

Keywords. Retailing, machine learning, forecasting, time series, promotions, dynamic regression.

1. Introduction

The effectiveness of sales forecasting is gaining increasingly importance in the retail sector. With retailers continuously trying to minimize stock and increase customer satisfaction it helps to reduce inventory investment costs and to improve logistics operations. A bad sales forecast may cause losses to the retailer, either by rupture or by excess of stock. Recent studies [1] indicate that in the case of rupture of stock of a product consumers decide to change to another store, not purchasing a replacement product, as initially thought. The promotional activity has increased sharply in recent years leading usually to a considerable increase of sales in the periods in which products are under promotional actions [2]. The efficacy of simple forecast methods, often used in the retail sector, is reduced when applied to periods when there are promotions [3]. The aim of this work is to incorporate promotions on econometric models to improve sales forecasting, especially in periods of promotional campaigns, and measure the impact of promotions on sales. This analysis is of particular importance because in recent literature models that integrate the promotional activity of

¹ Corresponding Author. pramos@inesctec.pt